


Engage your community - connect to news, events and information you care about. [View more information...](#)

[Sign In](#)



You are here: [Home](#) > [Departments](#) > [Finance](#) > [Water Service & Billing](#)

Water Service & Billing

Water Service
The Village of Western Springs derives its water from its own wells. Each year, the Water Department serves more than 4,400 customers by pumping water from local wells to the reverse osmosis (RO) treatment plant at 614 Hillgrove. The water is softened and purified before it is pumped into the distribution system for consumer use.

For questions regarding your water service, please contact the Public Works Department at 708-246-1800 ext. 200.

Billing Details
Village homeowners are billed every other month for water service. Meter readings are taken from a device outside the home. If you are new to the area, please contact the Finance Department at 708-246-1800 ext. 126 to set up a water account. If you are moving, please also contact the Finance Department for a final meter reading to be taken on the day of the sale. A drop box is available at Village Hall for water bill payment.

Direct Payment
Automatic payment (EFT) of water / sewer bills is available. EFT payments for water bills are electronically withdrawn from the account of your choice on the due date - no postage, no check writing, no penalties.

If you are interested in automatic payment for your water bills, complete the [Direct Payment Application](#) and return it to:
Village of Western Springs
Attn: Water Billing
740 Hillgrove Ave.
Western Springs, IL 60558

For more information on water billing, please contact the Finance Department at (708) 246-1800 ext. 126.

Search

[Budget](#)

[Commuter Parking Permits](#)

[Vehicle Stickers](#)

[Water Service & Billing](#)

[COMMUNITY VOICE](#)

[REPORT A CONCERN](#)

[NOTICE ME](#)

[CODERED](#)

Western Springs, Illinois

740 Hillgrove Ave.

Western Springs, IL 60558-1409

Ph: 708-246-1800

Fx: 708-246-0284

Low Pressure Reverse Osmosis Water Treatment Plant



VILLAGE *of* WESTERN SPRINGS
COOK COUNTY, ILLINOIS

Western Springs Water Department
614 Hillgrove Avenue
Western Springs IL 60558

Monthly Progress Report #1

November 2011

CDM



December 1, 2011

Mr. Mathew Supert
Acting Director of Municipal Services
Village of Western Springs
740 Hillgrove Avenue
Western Springs, IL 60558

Subject: Village of Western Springs
Low Pressure Reverse Osmosis Water Treatment Plant
Monthly Construction Progress Report No. 1

Dear Mr. Supert:

We herewith submit our Progress Report No. 1 for the construction of the Low Pressure Reverse Osmosis Water Treatment Plant for the Village of Western Springs covering the 22-day period from November 7, 2011 through November 30, 2011.

1. *Overview and Status of the Work*

The Low Pressure Reverse Osmosis Water Treatment Plant for the Village of Western Springs project consists of the demolition of the existing water treatment process and installation of a Low Pressure Reverse Osmosis (LPRO) Water Treatment Plant. This includes the demolition of mechanical and electrical equipment, piping, HVAC, roofs, walls, floors, etc. It also includes the installation of roofs, walls, floors, pumps, piping, electrical equipment, chemical tanks, an iron removal system and a LPRO membrane filtration system.

In the past month, Joseph J. Henderson & Son, Inc. has;

- Completely removed the roof and structural steel from the Raw Water Treatment.
- Installed temporary raw water bypass piping to the west sand filters.
- Began removing all silos, mechanical and electrical equipment, steel platforms and piping from the Raw Water Treatment.
- Began removing and infilling interior windows with masonry.
- Installed injection ports at the well houses for chemical application.

2. *Scheduled Upcoming Work/December, 2011*

In the next month, Joseph J. Henderson & Son, Inc. plans to;

- Finish removing all silos, piping and platforms from the Raw Water Treatment.
- Continue with the demolition and installation associated with the masonry work.
- Remove the roof over and begin demolition of the existing clarifier.

3. *Project Schedule*

The November 2011 Construction Schedule update indicates the project's final completion date remains on schedule.

▪ Contract Execution Date	June 15, 2011
▪ Total Time Expended	25 days
▪ Percent Total Time Complete	100.00%
▪ Phase 1 Completion Date (Contractor Mobilization Date)	November 7, 2011
▪ Total Time Expended	25 days
▪ Percent Total Time Complete	13.74%
▪ Phase 2 Completion Date	May 6, 2012
▪ Total Time Expended	0 days
▪ Percent Total Time Complete	0.00%
▪ Phase 3 Completion Date	September 5, 2012
▪ Total Time Expended	0 days
▪ Percent Total Time Complete	0.00%
▪ Phase 4 Completion Date	November 6, 2012
▪ Total Time Expended	0 days
▪ Percent Total Time Complete	0.00%
▪ Phase 5 Completion Date (Final Completion Date)	February 2, 2013
▪ Total Construction Duration (Final Completion)	454 calendar days
▪ Total Time Expended	25 days
▪ Percent Total Time Complete	5.51%
▪ Approved Time Extensions	0 days

Mr. M. Supert
December 1, 2011
Page 3

4. ***Construction Costs and Progress Payments***

Applications for Progress Payments will be submitted each month by Joseph J. Henderson & Son, Inc. to commensurate with the work performed. The following is a summary of progress payments.

▪ Total Construction Price	\$6,627,820.00
▪ Amiad Equipment Price (Owner Supplied)	\$ 497,820.00
▪ JHenderson's Contract Price	\$6,130,000.00
▪ Approved Change Orders (JJH)	\$ 0.00
▪ Approved Change Order Percentage (JJH)	0.00%
▪ Completed To Date (JJH)	\$ 0.00
▪ Percent Completed To Date (JJH)	0.000%

5. ***Pending Action Items and Issues***


- None Pending.

Should you have any questions, please do not hesitate to call.


Very truly yours,

Robert J. Reid
Resident Engineer
Camp Dresser & McKee Inc.

cc: Robert S. Isabel, P.E., BCEE




Chemical Injection Port Installation



Raw Water By-Pass Piping to West Sand Filters

Mr. M. Supert
December 1, 2011
Page 5




Lime Silo Room Roof Demolition




Lime Silo Room Silo Demolition Progress

Mr. M. Supert
December 1, 2011
Page 6



Lime Silo Room Silo Demolition Progress



Glazed Tile Interior Window Infill